

# Roger Table Mic II

Quick setup guide | Schnellstartanleitung

Guide d'installation rapide | Snel aan de slag



roger

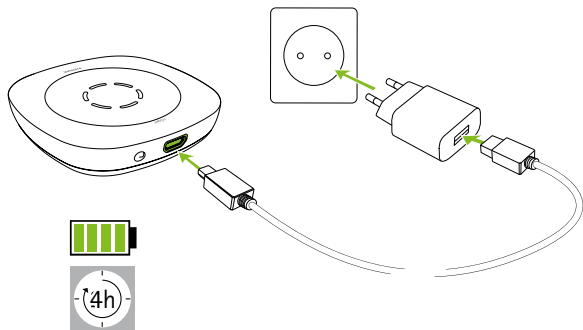


A Sonova brand

**PHONAK**  
life is on

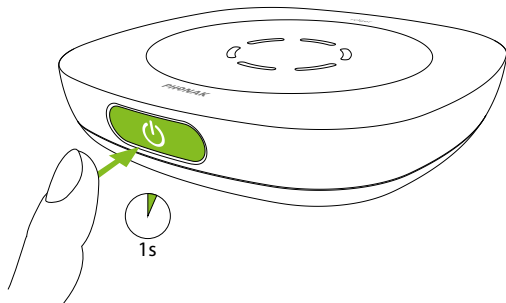
1

Charging / Aufladen  
Charger / Laden

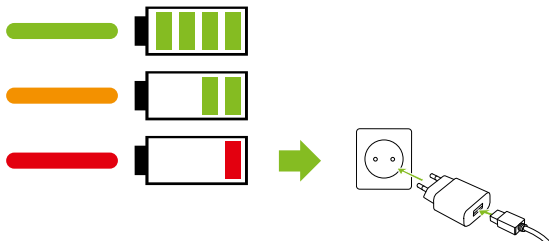


2

Switching on / Einschalten  
Mettre en marche / Inschakelen



Switch on additional microphones one at a time.  
Zusätzliche Mikrofone einzeln einschalten.  
Allumer les microphones supplémentaires un à la fois.  
Schakel eventuele extra microfoons één voor één aan.

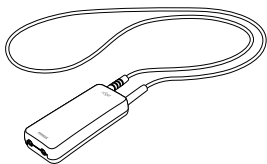


3

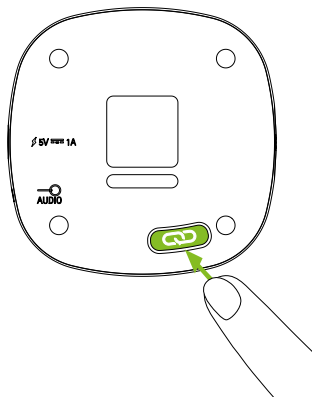
## Connecting / Verbinden Connector / Verbinden



or  
oder  
ou  
of



10 cm / 3 inch




## 4

Microphone usage


Anwendungsarten

Utilisation comme microphone

Hoe te gebruiken



or  
oder  
ou  
of



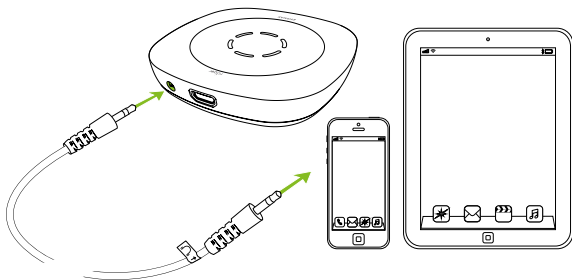
5

Use with an audio device

Verwendung mit einem Audiogerät

Utiliser avec un appareil audio

Gebruik met een audio-apparaat



## 6

For further information, please refer to the User Guide.  
Weitere Informationen zur Anwendung finden Sie in der  
Gebrauchsanweisung.

Pour plus d'informations, veuillez vous référer aux  
instructions d'utilisation.

In de gebruiksaanwijzing vindt u meer gedetailleerde  
informatie.





Phonak Communications AG  
Laenggasse 17  
CH-3280 Murten  
Switzerland

[www.phonak.com](http://www.phonak.com)

